

# ZETA 10

AESTHETIC 10" CYLINDER WITH  
VARIOUS COLOR TRIM OPTIONS

SPECIFICATION SHEET  
STANDARD

## Housing

Diameter : Ø9.4" | Height : 18.6" | Weight : 25 lbs

## Material

Housing : High Pressure Die-Cast Aluminum, Tempered Glass

Reflector : Flow Forming Aluminum

## Power Input

45W, 80W, 100W | 120-277V

## Lumen Output

3,300 lm (45W), 5,700 lm (80W), 7,000 lm (100W)

## Dimming

Superior 0-10V : Dims to 1%

DMX : High resolution dims to 0.1% (Supports ANSI E1.20 RDM protocol)

## Color Quality

CRI 85

## Rated Life

> 60,000 Hours (L70)

## Finish



Black



White

## Color Temperature



ColorFlip™ Warm Dim  
1900K ↔ 3000K

## Optics



45°



55°

## Mounting



Stem  
Mount



Adjustable  
Cable

## Warranty

5 Year limited warranty




## Listing



## High Lumen Package & Personalization Options

An aesthetic 10-inch aperture cylinder with a sleek exterior and a low-profile design. Perfect fit for installations at 15 to 30 ft. mounting heights. With its five color trim options, you can effortlessly match the luminaire to your project and surroundings.

The Zeta 10 offers advanced glare control and delivers an impressive 10,000 lumens, making it a preferred choice for high-profile projects.



METEOR

[meteor-lighting.com](http://meteor-lighting.com)

SPECIFICATION SHEET / WARM DIM

**ZETA 10** AESTHETIC 10" CYLINDER WITH VARIOUS COLOR TRIM OPTIONS



**SPECIFICATION**

<b>PROJECT NAME</b>	<b>DATE</b>
<input type="text"/>	<input type="text"/>
<b>CATALOG #</b>	<b>QUANTITY</b>
<input type="text"/>	<input type="text"/>

<b>ZS10</b>	<b>MODEL</b>	<b>ZETA 10</b>		
<input type="text"/>	<b>WATTAGE</b>	<b>45</b> 45W	<b>80</b> 80W	<b>100</b> 100W
<b>WDIM</b>	<b>CCT / CRI</b>	<b>WDIM</b> 1900K-3000K		
<b>UNV</b>	<b>VOLTAGE</b>	<b>UNV</b> 120-277V		
<input type="text"/>	<b>DIMMING</b>	<b>SPV</b> Superior 0-10V dims to 1%	<b>DMX</b> DMX dims to 0.1% (XLR Sockets)	<b>DMX(RJ45)</b> DMX dims to 0.1% (RJ45 Sockets)
<input type="text"/>	<b>BEAM ANGLE</b>	<b>45</b> 45°	<b>55</b> 55°	
<input type="text"/>	<b>FINISH</b>	<b>BLK</b> Black	<b>WHT</b> White	
<input type="text"/>	<b>TRIM FINISH</b>	<b>1</b> Copper Color Trim <b>4</b> White Color Trim	<b>2</b> Gold Color Trim <b>5</b> Black Color Trim	<b>3</b> Silver Color Trim
<input type="text"/>	<b>MOUNTING</b>	<b>ST2</b> Stem 2ft <b>SAD10</b> Sloped Adjustable Cable 10ft	<b>ST4</b> Stem 4ft	<b>AD10</b> Adjustable Cable 10ft
<input type="text"/>	<b>ACCESSORIES</b>	<b>NO</b> No Accessories	<b>SPD<sup>1</sup></b> Surge Protector	<b>CT<sup>2</sup></b> Conduit Mount

<sup>1</sup> Surge protector for up to 10KV. Applicable for unstable mains or facilities using high power machinery

<sup>2</sup> CT only compatible with ST and AD mounting types

SPECIFICATION SHEET / WARM DIM

**ZETA 10** AESTHETIC 10" CYLINDER WITH VARIOUS COLOR TRIM OPTIONS



**TECHNICAL DETAILS**

**Electrical**

- 3,300 lm (45W), 5,700 lm (80W), 7,000 lm (100W)
- Power Input: 120-277V
- Operating Temperature: -13°F~112°F
- Surge Protection: Built-in is 4KV

**LED Features**

- ColorFlip™ Warm Dim 1900K ↔ 3000K
- CRI 85
- Long lasting LED luminaire tested under TM21 lumen maintenance L70 @ 60,000 Hrs

**Optics**

- Precision molded high transmittance clear PC lens
- Beam Angle: 45°, 55°

**Advanced Dimming**

- Proprietary VX Driver™ is incorporated to all dimming options for video flicker-free lighting
- Superior 0-10V : Dims to 1%
- DMX : High resolution dims to 0.1% (Supports ANSI E1.20 RDM protocol)

**Housing**

- Diameter : Ø9.4"
- Height : 18.6"
- Weight : 25 lbs
- Material : High Pressure Die-Cast Aluminum, Tempered Glass

**Mounting**

- Stem Mount 2ft or 4ft (Swivel Canopy Included)
- Adjustable Cable 10ft
- Sloped Adjustable Cable 10ft

**Warranty**

- 5-year limited warranty

**Listing**

- ETL Damp Location Listed
- CE
- FCC

**PERFORMANCE SUMMARY\***

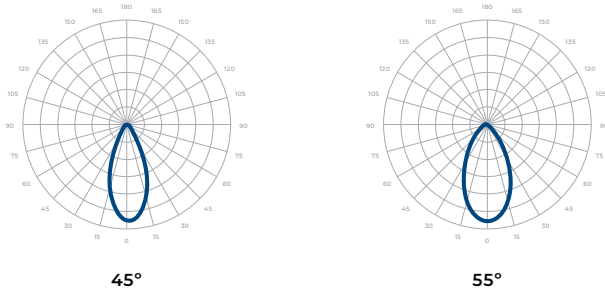
Warm Dim	1900K					3000K
<b>DMX</b> CCT Signal (%)	7%	20%	40%	60%	80%	100%
<b>0-10V</b> CCT Voltage	0.7	2	4	6	8	10
<b>45W</b>	65lm	300lm	890lm	1,685lm	2,540lm	3,300lm
<b>80W</b>	115lm	515lm	1,540lm	2,910lm	4,390lm	5,700lm
<b>100W</b>	140lm	630lm	1,890lm	3,570lm	5,390lm	7,000lm

\*Tolerance±8%

Current Consumption		
<b>WATTAGE / VOLT</b>	120V	277V
<b>45W</b>	0.42A	0.18A
<b>80W</b>	0.74A	0.32A
<b>100W</b>	0.92A	0.40A

## PHOTOMETRICS

Below is a typical photometric representation of the Zeta 10 fixture. Please download IES files to ensure exact photometric value.

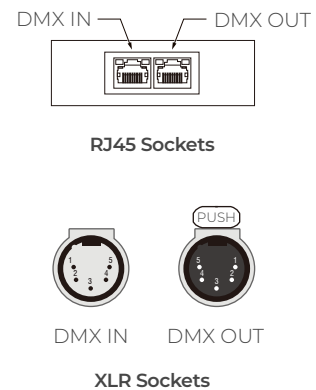


## DMX REQUIREMENTS

The Zeta 10 fixture with DMX is a **single channel dmx** unit that dims both intensity and color temperature between 1900K <-> 3000K. When placing an order, please indicate DMX address. (The DMX address will be listed on the back of the fixture). Do not connect more than 32 fixtures per DMX daisy chain.

The fixture can be connected with RJ45 or XLR sockets. DMX cables **are not** included; please refer to compatible DMX cabling list for more information. The final fixture on each daisy chain should be terminated by the use of a DMX terminator purchased from a 3rd party or from Meteor.

CONNECTION	RJ45 (CAT5e)	5-PIN XLR
Common	WHITE/BROWN(PIN7) & BROWN (PIN 8)	PIN 1
Signal -	ORANGE (PIN 2)	PIN 2
Signal +	WHITE/ORANGE (PIN 1)	PIN 3
Spare	-	PIN 4
Spare	-	PIN 5

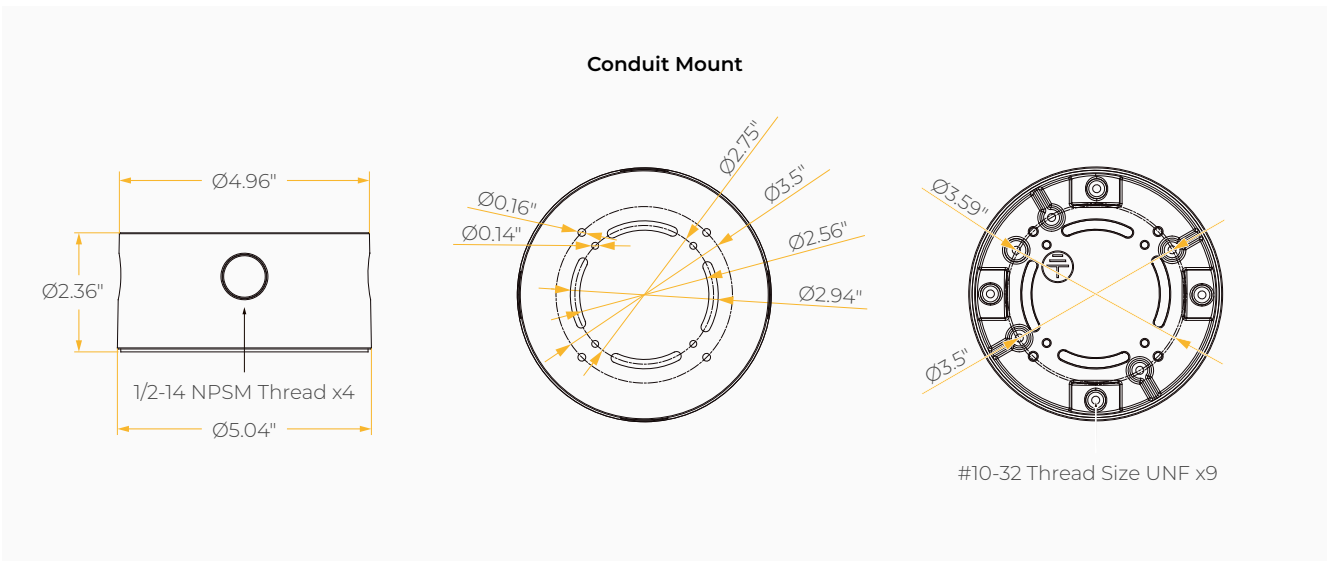
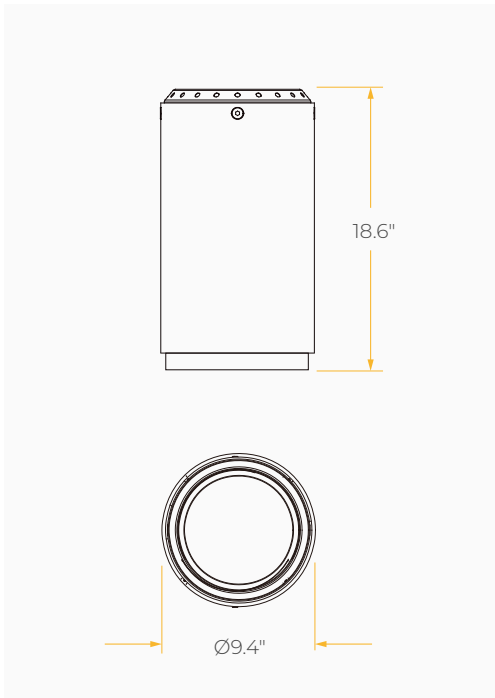


## COMPATIBLE DMX CABLING LIST

DMX uses a cable consisting of two twisted pairs plus a shield to carry data. The cable must be specifically impedance matched for the digital DMX signal, meaning that microphone cable or other non-rated cable **must not be used to carry DMX**. Network cable (Cat5, 5e or 6 cable) may be used to carry DMX in an installation; however special consideration must be given to shielding and termination. Under no circumstances should solid core cable like Cat5 be terminated into a screw down connector.

Meteor recommends the use of Belden 9729 or Belden 9841 for DMX installation. Belden 9729/9841 is a two pair cable, which allows for a spare pair for 'out and back' type terminations if needed.

**DIMENSIONS**



**MOUNTING OPTIONS**

*\*Junction box not included*

