

ZETA 10

AESTHETIC 10" CYLINDER WITH VARIOUS COLOR TRIM OPTIONS

SPECIFICATION SHEET
STANDARD

Housing

Diameter : Ø9.4" | Height : 18.6" | Weight : 25 lbs

Material

Housing : High Pressure Die-Cast Aluminum, Tempered Glass

Reflector : Flow Forming Aluminum

Power Input

50W, 100W | 120-277V

Lumen Output

50W / W=25W, RGB=25W, 100W / W=50W, RGB=50W

Dimming

DMX : High resolution dims to 0.1% (Supports ANSI E1.20 RDM protocol)

Color Quality

CRI 85

Rated Life

> 60,000 Hours (L70)

Finish



Black



White

Color Temperature



+



ColorFlip™ W+RGB

3000K

Optics



45°



55°

Mounting



Stem
Mount



Adjustable
Cable

Warranty

5 Year limited warranty

Listing



High Lumen Package & Personalization Options

An aesthetic 10-inch aperture cylinder with a sleek exterior and a low-profile design. Perfect fit for installations at 15 to 30 ft. mounting heights. With its five color trim options, you can effortlessly match the luminaire to your project and surroundings.

The Zeta 10 offers advanced glare control and delivers an impressive 10,000 lumens, making it a preferred choice for high-profile projects.



METEOR

meteor-lighting.com

SPECIFICATION SHEET / W+RGB

ZETA 10 AESTHETIC 10" CYLINDER WITH VARIOUS COLOR TRIM OPTIONS



SPECIFICATION

PROJECT NAME

DATE

CATALOG #

QUANTITY

ZS10	MODEL	ZETA 10		
	WATTAGE	50 50W	100 100W	
308C	CCT / CRI	308C 3000K / CRI 85+RGB		
UNV	VOLTAGE	UNV 120-277V		
	DIMMING	DMX DMX dims to 0.1% (XLR Sockets)	DMX(RJ45) DMX dims to 0.1% (RJ45 Sockets)	
	BEAM ANGLE	45 45°	55 55°	
	FINISH	BLK Black	WHT White	
	TRIM FINISH	1 Copper Color Trim 4 White Color Trim	2 Gold Color Trim 5 Black Color Trim	3 Silver Color Trim
	MOUNTING	ST2 Stem 2ft SAD10 Sloped Adjustable Cable 10ft	ST4 Stem 4ft	AD10 Adjustable Cable 10ft
	ACCESSORIES	NO No Accessories	SPD¹ Surge Protector	CT² Conduit Mount

¹ Surge protector for up to 10KV. Applicable for unstable mains or facilities using high power machinery.

² CT only compatible with ST and AD mounting types

TECHNICAL DETAILS

Electrical

- 50W / W=25W, RGB=25W, 100W / W=50W, RGB=50W
- Power Input: 120-277V
- Operating Temperature: -13°F~112°F
- Surge Protection: Built-in is 4KV

LED Features

- Color Temperature : 3000K + RGB
- CRI 85
- Long lasting LED luminaire tested under TM21 lumen maintenance L70 @ 60,000 Hrs

Optics

- Precision molded high transmittance clear PC lens
- Beam Angle: 45°, 55°

Advanced Dimming

- Proprietary VX Driver™ is incorporated to all dimming options for video flicker-free lighting
- DMX : High resolution dims to 0.1% (Supports ANSI E1.20 RDM protocol)

Housing

- Diameter : Ø9.4"
- Height : 18.6"
- Weight : 25 lbs
- Material : High Pressure Die-Cast Aluminum, Tempered Glass

Mounting

- Stem Mount 2ft or 4ft (Swivel Canopy Included)
- Adjustable Cable 10ft
- Sloped Adjustable Cable 10ft

Warranty

- 5-year limited warranty

Listing

- ETL Damp Location Listed
- CE
- FCC

PERFORMANCE SUMMARY*

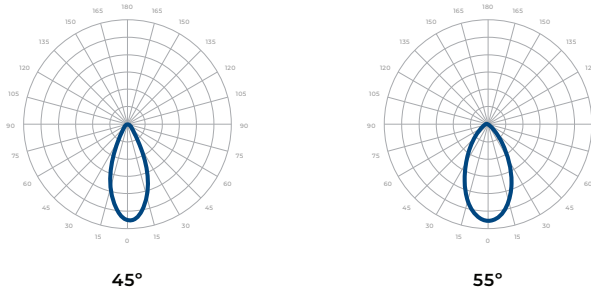
Delivered Lumens				
CCT/WATTAGE	R	G	B	W
50W	8W	8W	8W	25W
	150lm	990lm	120lm	2,000lm
100W	17W	17W	17W	50W
	220lm	1,700lm	210lm	4,015lm

*Beam Angle: 45° *Tolerance ±8%

Current Consumption		
WATTAGE / VOLT	120V	277V
50W	0.44A	0.19A
100W	0.89A	0.38A

PHOTOMETRICS

Below is a typical photometric representation of the ZETA 10 fixture. Please download IES files to ensure exact photometric value.



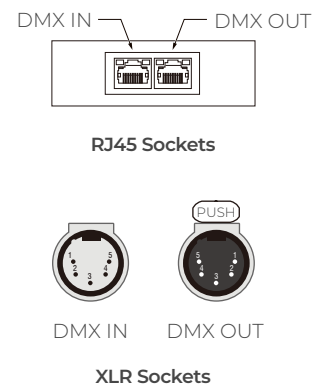
DMX REQUIREMENTS

The Zeta 10 W+RGB fixture with DMX is a **four channel dmx** unit. When placing an order, please indicate DMX address. (The DMX address will be listed on the back of the fixture). Do not connect more than 32 fixtures per DMX daisy chain.

DMX Address				
Fixture	Red Control (ex. X)	Green Control (ex. X+1)	Blue Control (ex. X+2)	White Control (ex. X+3)
#1	1	2	3	4
#2	5	6	7	8
#3	9	10	11	12

The fixture can be connected with RJ45 or XLR sockets. DMX cables **are not** included; please refer to compatible DMX cabling list for more information. The final fixture on each daisy chain should be terminated by the use of a DMX terminator purchased from a 3rd party or from Meteor.

CONNECTION	RJ45 (CAT5e)	5-PIN XLR
Common	WHITE/BROWN(PIN7) & BROWN (PIN 8)	PIN 1
Signal -	ORANGE (PIN 2)	PIN 2
Signal +	WHITE/ORANGE (PIN 1)	PIN 3
Spare	-	PIN 4
Spare	-	PIN 5

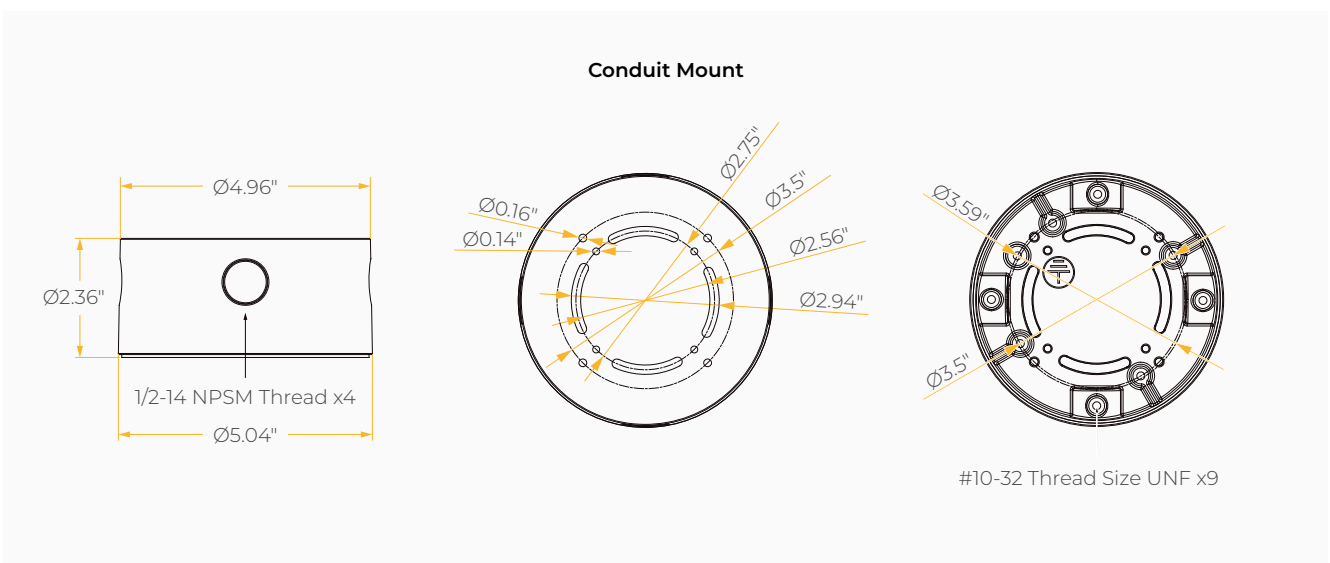
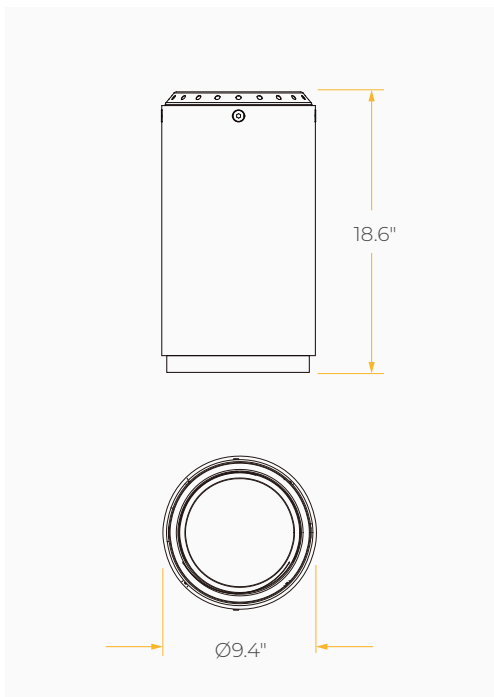


COMPATIBLE DMX CABLING LIST

DMX uses a cable consisting of two twisted pairs plus a shield to carry data. The cable must be specifically impedance matched for the digital DMX signal, meaning that microphone cable or other non-rated cable **must not be used to carry DMX**. Network cable (Cat5, 5e or 6 cable) may be used to carry DMX in an installation; however special consideration must be given to shielding and termination. Under no circumstances should solid core cable like Cat5 be terminated into a screw down connector.

Meteor recommends the use of Belden 9729 or Belden 9841 for DMX installation. Belden 9729/9841 is a two pair cable, which allows for a spare pair for 'out and back' type terminations if needed.

DIMENSIONS



MOUNTING OPTIONS

**Junction Box not included*

