

ZETA 10

AESTHETIC 10" CYLINDER WITH VARIOUS COLOR TRIM OPTIONS

SPECIFICATION SHEET
STANDARD

Housing

Diameter : Ø9.4" | Height : 18.6" | Weight : 25 lbs

Material

Housing : High Pressure Die-Cast Aluminum, Tempered Glass
Reflector : Flow Forming Aluminum

Power Input

45W, 80W, 100W | 120-277V

Lumen Output

5,140 lm (45W), 8,965 lm (80W), 10,640 lm (100W)

Dimming

Standard 0-10V : Dims to 10%
Superior 0-10V : Dims to 1%
DMX : High resolution dims to 0.1%
TRC: Linear line-voltage phase control, dims to 1%

Color Quality

CRI 85, CRI 93

Rated Life

> 60,000 Hours (L70)

Finish



Black



White

Color Temperature



2700K



3000K



3500K



4000K

Optics



30°



45°



55°

Mounting



Stem
Mount



Adjustable
Cable

Warranty

5 Year limited warranty

Listing




METEOR

High Lumen Package & Personalization Options

An aesthetic 10-inch aperture cylinder with a sleek exterior and a low-profile design. Perfect fit for installations at 15 to 30 ft. mounting heights. With its five color trim options, you can effortlessly match the luminaire to your project and surroundings.

The Zeta 10 offers advanced glare control and delivers an impressive 10,000 lumens, making it a preferred choice for high-profile projects.



meteor-lighting.com

SPECIFICATION SHEET / STANDARD

ZETA 10 AESTHETIC 10" CYLINDER WITH VARIOUS COLOR TRIM OPTIONS



SPECIFICATION

PROJECT NAME	DATE
<input type="text"/>	<input type="text"/>
CATALOG #	QUANTITY
<input type="text"/>	<input type="text"/>

ZS10	MODEL	ZETA 10		
<input type="text"/>	WATTAGE	45 45W	80 80W	100¹ 100W
<input type="text"/>	CCT / CRI	278 2700K / CRI 85 309 3000K / CRI 93 408 4000K / CRI 85	279 2700K / CRI 93 358 3500K / CRI 85	308 3000K / CRI 85 359 3500K / CRI 93
UNV	VOLTAGE	UNV 120-277V		
<input type="text"/>	DIMMING	STV Standard 0-10V dims to 10% DMXR DMX dims to 0.1% (RJ45 Sockets)	SPV Superior 0-10V dims to 1% TRC² Linear line-voltage phase control, dims to 1%	DMX DMX dims to 0.1% (XLR Sockets)
<input type="text"/>	BEAM ANGLE	30 30°	45 45°	55 55°
<input type="text"/>	FINISH	BLK Black	WHT White	
<input type="text"/>	TRIM FINISH	1 Copper Color Trim 4 White Color Trim	2 Gold Color Trim 5 Black Color Trim	3 Silver Color Trim
<input type="text"/>	MOUNTING	ST2 Stem 2ft SAD10 Sloped Adjustable Cable 10ft	ST4 Stem 4ft	AD10 Adjustable Cable 10ft
<input type="text"/>	ACCESSORIES	NO No Accessories CT⁴ Conduit Mount	SPD³ Surge Protector	EMP Remote Emergency Pack

¹ Option is not compatible with TRC
² Option is only compatible with 120V
³ Surge protector for up to 10KV. Applicable for unstable mains or facilities using high power machinery
⁴ CT only compatible with ST and AD mounting types

SPECIFICATION SHEET / STANDARD

ZETA 10 AESTHETIC 10" CYLINDER WITH VARIOUS COLOR TRIM OPTIONS



TECHNICAL DETAILS

Electrical

- 5,140 lm (45W), 8,965 lm (80W), 10,640 lm (100W)
- Power Input: 120-277V
- Operating Temperature: -13°F~112°F
- Surge Protection: Built-in is 4KV
- Emergency Pack with Mounting Plate: Philips Bodine BSL20B2UEK55C111
- Power Factor Greater than 0.9

LED Features

- Color Temperature : 2700K, 3000K, 3500K, 4000K
- CRI 85, CRI 93
- Long lasting LED luminaire tested under TM21 lumen maintenance L70 @ 60,000 Hrs
- Lumen Maintenance > 0.90 at 60,000 hours

Optics

- Flow Forming Aluminum Reflector
- Beam Angle : 30°, 45°, 55°

Advanced Dimming

- Proprietary VX Driver™ is incorporated to all dimming options for video flicker-free lighting
- Standard 0-10V: Dims to 10%
- Superior 0-10V : Dims to 1%
- DMX : High resolution dims to 0.1% (Supports ANSI E1.20 RDM protocol)
- TRC : Linear line-voltage phase control, dims to 1%

Housing

- Diameter : Ø9.4"
- Height : 18.6"
- Weight : 25 lbs
- Material : High Pressure Die-Cast Aluminum, Tempered Glass

Mounting

- Stem Mount 2ft or 4ft (Swivel Canopy Included)
- Adjustable Cable 10ft
- Sloped Adjustable Cable 10ft

Warranty

- 5-year limited warranty

Listing

- ETL Damp Location Listed
- CE
- FCC

PERFORMANCE SUMMARY*

Delivered Lumens				
CCT/WATTAGE	2700K	3000K	3500K	4000K
45W	4,730lm	4,880lm	5,010lm	5,140lm
80W	8,245lm	8,515lm	8,740lm	8,960lm
100W	9,790lm	10,110lm	10,375lm	10,640lm

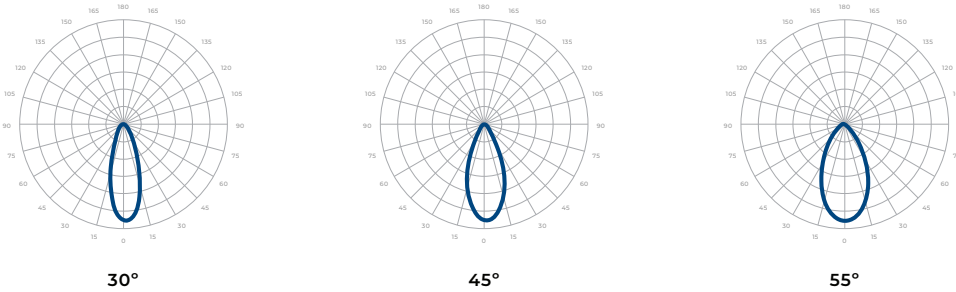
Current Consumption		
WATTAGE / VOLT	120V	277V
45W	0.41A	0.18A
80W	0.73A	0.32A
100W	0.83A	0.36A

*Beam Angle: 45° *Tolerance ±8%

Emergency Pack Lumen Output Table			
CCT	2700K	3000K	4000K
LUMEN	1,640lm	1,760lm	1,890lm

PHOTOMETRICS

Below is a typical photometric representation of the Zeta 10 fixture. Please download IES files to ensure exact photometric value.

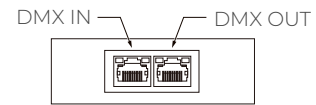


DMX REQUIREMENTS

The Zeta 10 fixture with DMX is a **single channel dmx** unit. When placing an order, please indicate DMX address. (The DMX address will be listed on the back of the fixture). Do not connect more than 32 fixtures per DMX daisy chain.

The fixture can be connected with RJ45 or XLR sockets. DMX cables **are not** included; please refer to compatible DMX cabling list for more information. The final fixture on each daisy chain should be terminated by the use of a DMX terminator purchased from a 3rd party or from Meteor.

CONNECTION	RJ45 (CAT5e)	5-PIN XLR
Common	WHITE/BROWN(PIN7) & BROWN (PIN 8)	PIN 1
Signal -	ORANGE (PIN 2)	PIN 2
Signal +	WHITE/ORANGE (PIN 1)	PIN 3
Spare	-	PIN 4
Spare	-	PIN 5



RJ45 Sockets



XLR Sockets

COMPATIBLE DMX CABLING LIST

DMX uses a cable consisting of two twisted pairs plus a shield to carry data. The cable must be specifically impedance matched for the digital DMX signal, meaning that microphone cable or other non-rated cable **must not be used to carry DMX**. Network cable (Cat5, 5e or 6 cable) may be used to carry DMX in an installation; however special consideration must be given to shielding and termination. Under no circumstances should solid core cable like Cat5 be terminated into a screw down connector.

Meteor recommends the use of Belden 9729 or Belden 9841 for DMX installation. Belden 9729/9841 is a two pair cable, which allows for a spare pair for 'out and back' type terminations if needed.

SPECIFICATION SHEET / STANDARD

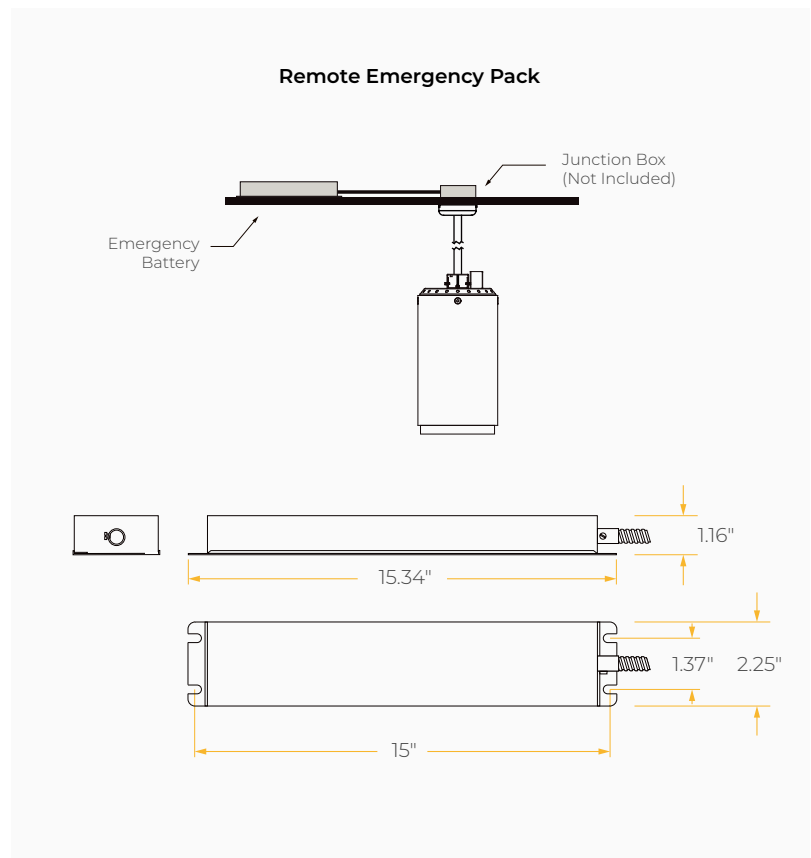
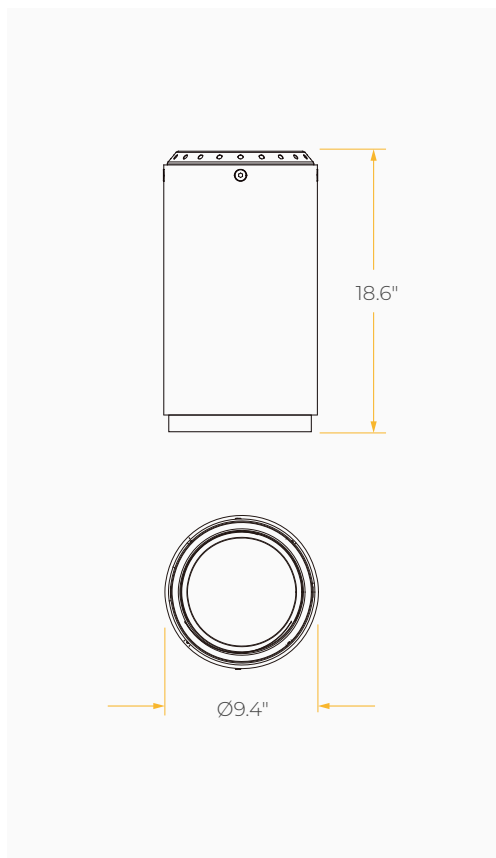
ZETA 10 AESTHETIC 10" CYLINDER WITH VARIOUS COLOR TRIM OPTIONS



COMPATIBLE TRIAC DIMMER LIST

LUTRON PART NO.						
RRD-6NA-	RRT-G5NEW-	RRT-GH	HQRD-10ND-	HQRT-GH	HQRD-HN	PD-10NXD-
RRD-6ND	RRT-G25LW-	HQRD-6NA-	MRF2-6ND-120-	HQRT-G25LW-	GT-250M-	PD-5NE-
RRD-10ND-	RRD-HN	HQRD-6ND-	MRF2S-6ND-120-	HQRT-G5NEW-	GTJ-250M-	

DIMENSIONS

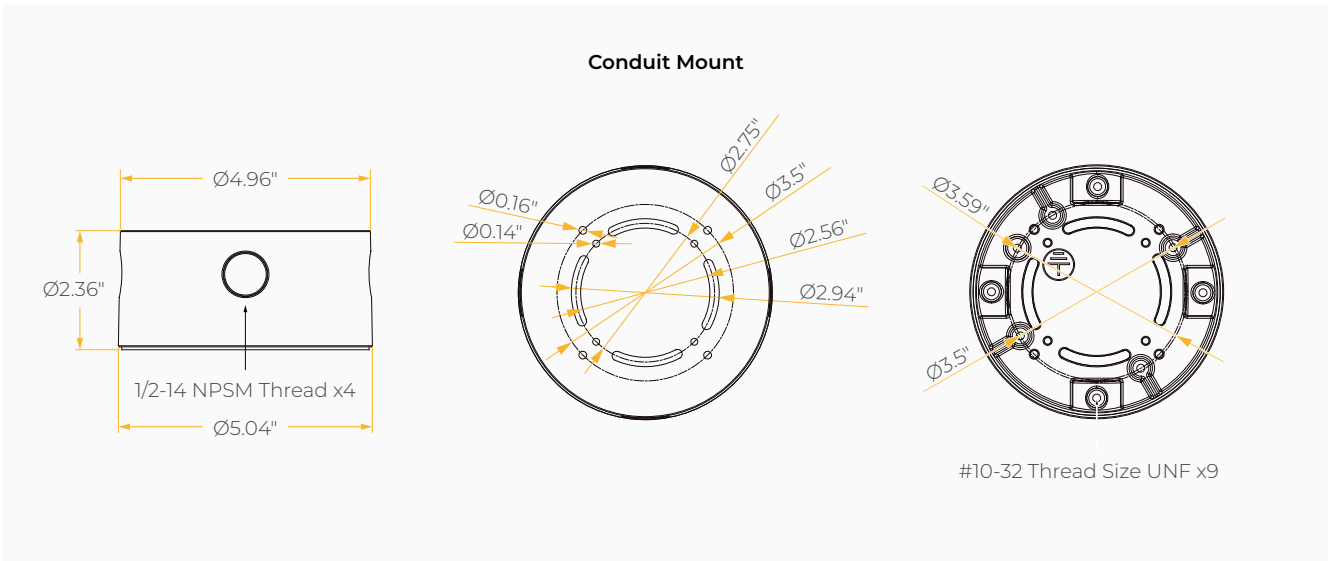


SPECIFICATION SHEET / STANDARD

ZETA 10 AESTHETIC 10" CYLINDER WITH VARIOUS COLOR TRIM OPTIONS



DIMENSIONS



MOUNTING OPTIONS

*Junction box not included

