

REV 8 PRIME

SPECIFICATION SHEET
RETROFIT

QUIET CEILING DESIGN HIGH LUMEN RECESSED DOWNLIGHT

Housing

Aperture : Ø8.1" | Oversize Trim : 9.13" | Maximum Ceiling Thickness : 1.5"
Opening of Mounting Frame : 8" to 9" | Height : 8.6" | Weight : 16.13 lbs

Material

Housing : Forged Aluminum Heatsink
Reflector : Flow Forming Aluminum

Power Input

95W, 125W, 145W, 185W, 225W | 120V, 277V

Lumen Output

8,370 lm (95W), 10,685 lm (125W), 12,905 lm (145W), 21,205lm (185W),
24,865lm (225W)

Dimming

Superior 0-10V : Dims to 1%
DMX : High resolution dims to 0.1%
TRC: Linear line-voltage phase control, dims to 1%
LDE1 : Hi-Lume 1% EcoSystem LED Driver

Color Quality

CRI 85, CRI 93

Rated Life

> 60,000 Hours (L70)

Finish



Black

White

Color Temperature



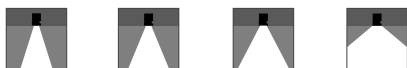
2700K

3000K

3500K

4000K

Optics



30°

45°

55°

Wide

Warranty

5 Year limited warranty

Listing



Precision Engineered For High Performance.

The REV series are a revolutionary range of 4, 6 and 8-inch aperture recessed downlights that feature a deep, double optical reflector design with high efficacy performance.

All downlights feature Colorflip™ Warm Dim, Tunable White and W+RGB technology for a truly versatile range of applications, and are available in new construction and retrofit configurations.



METEOR

meteor-lighting.com

SPECIFICATION

PROJECT NAME

DATE

CATALOG #

QUANTITY

<input type="text" value="R8PR"/>	MODEL	REV 8 PRIME RETROFIT		
<input type="text"/>	WATTAGE	95 95W 185 185W	125 125W 225 225W	145 145W
<input type="text"/>	CCT / CRI	278 2700K / CRI 85 309 3000K / CRI 93	279 2700K / CRI 93 358 3500K / CRI 85	308 3000K / CRI 85 408 4000K / CRI 85
<input type="text"/>	VOLTAGE	120 120V	277 277V	
<input type="text"/>	DIMMING	NOD Non-Dimming DMX(RJ45) DMX dims to 0.1% (RJ45 Sockets)	SPV Superior 0-10V dims to 1% TRC^{1,2} Linear line-voltage phase control, dims to 1%	DMX DMX dims to 0.1% (XLR Sockets) LDE1^{1,2} Hi-Lume 1% EcoSystem LED Driver with Soft-on, Fade-to-Black
<input type="text"/>	BEAM ANGLE	30 30° WD² Wide (With diffuser)	45 45°	55 55°
<input type="text"/>	FINISH ³	BLK Black	WHT White	
<input type="text"/>	ACCESSORIES	NO No Accessories GR12⁶ Goof Ring 9.2" to 14"	DF⁴ Diffuser GR14⁶ Goof Ring 9.2" to 16"	SPD⁵ Surge Protector

¹ Option is only compatible with 120V

² Option is not compatible with 225W

³ Please factor in change in lumen output with WD -20%

⁴ Finish indicates trim only, with standard matte silver reflector

⁵ Please factor in change in lumen output with Diffuser (-20% with WD; -12% with other degrees)

⁶ Surge protector for up to 10KV. Applicable for unstable mains or facilities using high power machineries

TECHNICAL DETAILS

Electrical

- 8,370 lm (95W)
- 10,685 lm (125W)
- 12,905 lm (145W)
- 21,205 lm (185W)
- 24,865 lm (225W)
- Power Input: 120V or 277V
- Operating Temperature: -40°F~112°F
- Surge Protection: Built-in is 4KV
- Power Factor Greater than 0.9

LED Features

- Color Temperature : 2700K, 3000K, 3500K, 4000K
- CRI 85, CRI 93
- Long lasting LED luminaire tested under TM21 lumen maintenance L70 @ 60,000 Hrs

Optics

- Flow Forming Aluminum Reflector
- Beam Angle : 30°, 45°, 55°, Wide (With diffuser)

Advanced Dimming

- Proprietary VX Driver™ is incorporated to all dimming options for video flicker-free lighting
- Superior 0-10V : Dims to 1%
- DMX : High resolution dims to 0.1% (Supports ANSI E1.20 RDM protocol)

Not Compatible with 225W Option :

- TRC: Linear line-voltage phase control, dims to 1% (120V only)
- LDE1 : Hi-Lume 1% EcoSystem LED Driver with Soft-on, Fade-to-Black

Retrofit Housing

- Aperture : Ø8.1"
- Height : 8.6"
- Weight : 16.13 lbs
- Material : Forged Aluminum Heatsink
- Non-IC Rated, insulation must be kept >1ft from housing
- Oversize Trim : 9.13"
- Opening of Mounting Frame : 8" to 9" Max
- Maximum Ceiling Thickness : 1.5"
- Tool-less top access allows service from above and below
- Light engine, optics, and driver(s) accessible from below ceiling
- Goof Ring 14" : Aluminum, standard white finish; O. D. 16"; other size and finish available, please inquire

Warranty

- 5-year limited warranty

Listing

- ETL Damp Location Listed
- FCC
- Energy Star

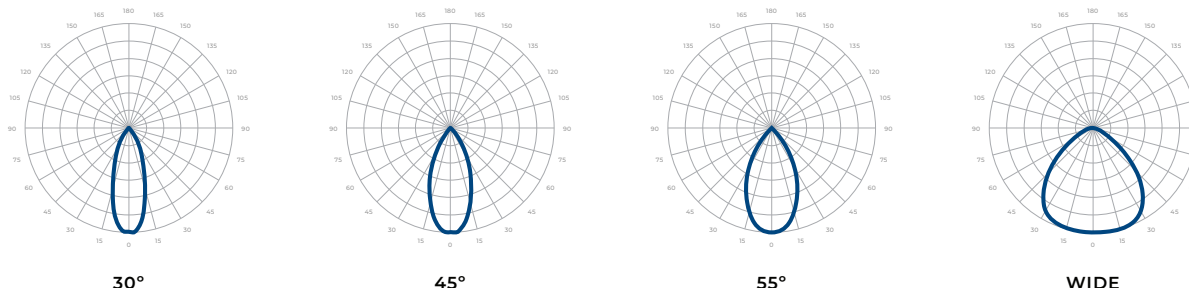
PERFORMANCE SUMMARY*

Delivered Lumens					Current Consumption		
CCT/ WATTAGE	2700K	3000K	3500K	4000K	WATTAGE / VOLT	120V	227V
95W	7,290lm	7,960lm	8,230lm	8,370lm	95W	0.87A	0.38A
125W	9,325lm	10,155lm	10,480lm	10,685lm	125W	1.15A	0.5A
145W	11,305lm	12,285lm	12,660lm	12,905lm	145W	1.33A	0.58A
185W	18,970lm	20,090lm	20,645lm	21,205lm	185W	1.65A	0.71A
225W	22,250lm	23,560lm	24,210lm	24,865lm	225W	2.02A	0.87A

* Beam Angle 30° Tolerance ±8%

PHOTOMETRICS

Below is a typical photometric representation of the Rev 8 Prime fixture. Please download IES files to ensure exact photometric value.

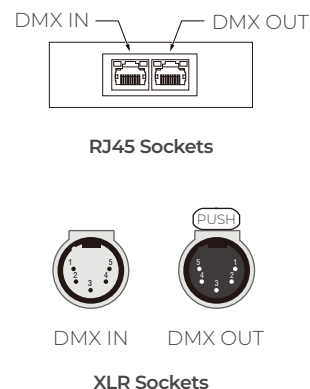


DMX REQUIREMENTS

The Rev 8 fixture with DMX is a **single channel dmx** unit. When placing an order, please indicate DMX address. (The DMX address will be listed on the back of the fixture). Do not connect more than 32 fixtures per DMX daisy chain.

The fixture can be connected with RJ45 or XLR sockets. DMX cables **are not** included; please refer to compatible DMX cabling list for more information. The final fixture on each daisy chain should be terminated by the use of a DMX terminator purchased from a 3rd party or from Meteor.

CONNECTION	RJ45 (CAT5e)	5-PIN XLR
Common	WHITE/BROWN(PIN7) & BROWN (PIN 8)	PIN 1
Signal -	ORANGE (PIN 2)	PIN 2
Signal +	WHITE/ORANGE (PIN 1)	PIN 3
Spare	-	PIN 4
Spare	-	PIN 5



COMPATIBLE DMX CABLING LIST

DMX uses a cable consisting of two twisted pairs plus a shield to carry data. The cable must be specifically impedance matched for the digital DMX signal, meaning that microphone cable or other non-rated cable **must not be used to carry DMX**. Network cable (Cat5, 5e or 6 cable) may be used to carry DMX in an installation; however special consideration must be given to shielding and termination. Under no circumstances should solid core cable like Cat5 be terminated into a screw down connector.

Meteor recommends the use of Belden 9729 or Belden 9841 for DMX installation. Belden 9729/9841 is a two pair cable, which allows for a spare pair for 'out and back' type terminations if needed.

COMPATIBLE TRC DIMMER LIST

PART NO.					
Lutron DVCL-153P	Lutron TGCL-153P	Lutron S-600P	Lutron SELV-300P	Lutron CT-103P	Lutron DV603P
Lutron MAELV600	Lutron FAELV500	Lutron SCL-153P	Lutron MACL-153M	Lutron DVLV600P	Lutron RRD-6CL
Leviton IPI06-1LZ	Leviton VPE06	Leviton 6673-10W	Leviton VPI06-ILT	Leviton 6161	Leviton LGCL-153PL
Leviton IPL06	Cooper DLC03P-W	Cooper SLC03P	Cooper DAL06P	Cooper AAL06A-C2	

COMPATIBLE LDE1 DIMMER LIST

LUTRON PART NO.						
RMJ-ECO32-DV-B	FCJ/FCJS-ECO	QSN-1ECO-S	QSN-2ECO-S	QSGRJ-_E	QSGR-_E	QP2-_ _ 2C
QP2-_ _ 4C	QP2-_ _ 6C	QP2-_ _ 8C	LQSE-2ECO-D			

DIMENSIONS

