

REV 6

SPECIFICATION SHEET
RETROFIT - W+RGB

QUIET CEILING DESIGN HIGH LUMEN RECESSED DOWNLIGHT

Housing

Aperture : Ø6.3" | Oversize Trim : 8" | Maximum Ceiling Thickness : 2"
Opening of Mounting Frame : 6.35" to 7" | Height : 8" | Weight : 11.02 lbs

Material

Housing : Extruded Aluminum
Reflector : Flow Forming Aluminum

Power Input

50W (W=25W, RGB=25W), 100W (W=50W, RGB=50W) | 120V, 277V

Lumen Output

3,260 lm (50W), 6,150 lm (100W)

Dimming

DMX : High resolution dims to 0.1%

Color Quality

CRI 85

Rated Life

> 60,000 Hours (L70)

Finish



Black



White

Color Temperature



3000K

+



ColorFlip™ W+RGB

Optics



60°



Wide

Warranty

5 Year limited warranty



Listing



Precision Engineered For High Performance.

6-inch aperture high lumen recessed downlight utilizing Meteor Lighting's proprietary ColorFlip™ W + RGB solution, that gives you True White light and unlimited RGB possibilities.

This product is compatible with all DMX control systems and follows ANSI E1.20 RDM protocol. You can now get white and RGB colors all from a single light source.



METEOR

meteor-lighting.com

SPECIFICATION

PROJECT NAME

DATE

CATALOG #

QUANTITY

RS6R	MODEL	REV 6 W+RGB RETROFIT		
	WATTAGE	50 50W	100 100W	
308C	CCT / CRI	308C 3000K / CRI 85+RGB		
	VOLTAGE	120 120V	277 277V	
	DIMMING	DMX DMX dims to 0.1% (XLR Sockets)	DMX(RJ45) DMX dims to 0.1% (RJ45 Sockets)	
	BEAM ANGLE	60 60°	WD¹ Wide	
	FINISH ²	BLK Black	WHT White	SSR³ Semi-Specular Reflector
	ACCESSORIES	SPD⁴ Surge Protector	DF¹ Diffuser	GR8⁵ Goof Ring 8" to 10"

¹ Please factor in change in lumen output with diffuser (-20% with WD; -12% with other degrees).

² Finish indicates trim only, with standard matte silver reflector.

³ Option is not compatible with WD, SCA610, SCA615, SCA620, SCA625

⁴ Surge protector for up to 10KV. Applicable for unstable mains or facilities using high-power machinery.

⁵ Includes a new reflector.

TECHNICAL DETAILS

Electrical

- 3,260 lm (50W)
- 6,150 lm (100W)
- Power Input: 120V or 277V
- Operating Temperature: -20°F~112°F
- Surge Protection: Built-in is 4KV
- Power Factor Greater than 0.9

LED Features

- Color Temperature : 3000K + RGB
- CRI 85
- Long lasting LED luminaire tested under TM21 lumen maintenance L70 @ 60,000 Hrs

Optics

- Flow Forming Aluminum Reflector
- Beam Angle : 60°, Wide (With diffuser)

Advanced Dimming

- Proprietary VX Driver™ is incorporated to all dimming options for video flicker-free lighting
- DMX : High resolution dims to 0.1% (Supports ANSI E1.20 RDM protocol)

Retrofit Housing

- Aperture : Ø6.3"
- Height : 8"
- Weight : 11.02 lbs
- Material : Extruded Aluminum
- Non-IC Rated, insulation must be kept >1ft from housing
- Oversize Trim : 8"
- Opening of Mounting Frame : 6.35" to 7.0" Max
- Maximum Ceiling Thickness : 2"
- Tool-less top access allows service from above and below
- Light engine, optics, and driver(s) accessible from below ceiling
- Goof Ring 8" : Aluminum, standard white finish; O. D. 10"; other size and finish available, please inquire

Warranty

- 5-year limited warranty

Listing

- ETL Damp Location Listed
- FCC
- UKCA
- Energy Star

PERFORMANCE SUMMARY*

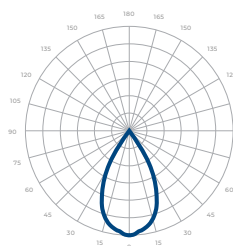
STD (Standard)				
CCT/WATTAGE	R	G	B	W
50W	8W	8W	8W	25W
	150lm	990lm	115lm	2,000lm
100W	18W	18W	18W	46W
	220lm	1,700lm	210lm	4,020lm

Current Consumption		
WATTAGE / VOLT	120V	277V
50W	0.44A	0.19A
100W	0.89A	0.38A

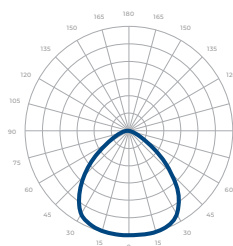
*Beam Angle: 60° *Tolerance ±8%

PHOTOMETRICS

Below is a typical photometric representation of the Rev 6 fixture. Please download IES files to ensure exact photometric value.



60°



WIDE

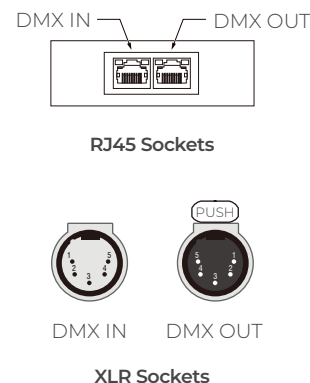
DMX REQUIREMENTS

The Rev 6 W+RGB fixture with DMX is a **four channel dmx** unit. When placing an order, please indicate DMX address. (The DMX address will be listed on the back of the fixture). Do not connect more than 32 fixtures per DMX daisy chain.

Fixture	DMX Address			
	Red Control (ex. X)	Green Control (ex. X+1)	Blue Control (ex. X+2)	White Control (ex. X+3)
#1	1	2	3	4
#2	5	6	7	8
#3	9	10	11	12

The fixture can be connected with RJ45 or XLR sockets. DMX cables **are not** included; please refer to compatible DMX cabling list for more information. The final fixture on each daisy chain should be terminated by the use of a DMX terminator purchased from a 3rd party or from Meteor.

CONNECTION	RJ45 (CAT5e)	5-PIN XLR
Common	WHITE/BROWN(PIN7) & BROWN (PIN 8)	PIN 1
Signal -	ORANGE (PIN 2)	PIN 2
Signal +	WHITE/ORANGE (PIN 1)	PIN 3
Spare	-	PIN 4
Spare	-	PIN 5



COMPATIBLE DMX CABLING LIST

DMX uses a cable consisting of two twisted pairs plus a shield to carry data. The cable must be specifically impedance matched for the digital DMX signal, meaning that microphone cable or other non-rated cable **must not be used to carry DMX**. Network cable (Cat5, 5e or 6 cable) may be used to carry DMX in an installation; however special consideration must be given to shielding and termination. Under no circumstances should solid core cable like Cat5 be terminated into a screw down connector.

Meteor recommends the use of Belden 9729 or Belden 9841 for DMX installation. Belden 9729/9841 is a two pair cable, which allows for a spare pair for 'out and back' type terminations if needed.

DIMENSIONS

