

# DOT 1

## AESTHETIC MICROCYLINDER SMALL BEYOND COMPARE

### Housing

Diameter : Ø1.2", Ø1.8" | Height : 12" | Weight : 1.3 lbs

### Material

Housing: High Pressure Die-Cast Aluminum

Lens: TIR Acrylic Lens

### Power Input

6W, 10W | 120-277V

### Lumen Output

510 lm (6W)

1,050 lm (10W)

### Dimming

Superior 0-10V: Dims to black

### Color Quality

CRI 85, CRI 93 | UGR ≤ 19

### Rated Life

> 60,000 Hours (L70)

### Finish



Black



White

### Color Temperature



2700K



3000K



3500K



4000K

### Optics



15°



25°



30°



40°



55°

### Mounting



Stem  
Mount



Cord  
Mount



Surface  
Mount

### Warranty

5 Year limited warranty

### Listing



## One Microcylinder Family To Rule Them All

The Dot 1 are micro cylinders with a delivered lumen package of up to 1,050 lm. Available in black and white finishes, a variety of mounting options, and decorative accessories.

Two years on from the introduction of the Dot series, we have now expanded the line to include even smaller apertures and greater optical, and design accessories. Offering optimal balance between diminutive design and high performance.



SPECIFICATION SHEET

**DOT 1** AESTHETIC MICROCYLINDER  
SMALL BEYOND COMPARE



**SPECIFICATION**

PROJECT NAME

DATE

CATALOG #

QUANTITY

<b>DTI</b>	MODEL	<b>DOT 1</b>		
	WATTAGE	<b>6</b> 6W (Ø1.2" Aperture)	<b>10</b> 10W (Ø1.8" Aperture)	
	CCT / CRI	<b>278</b> 2700K / CRI 85 <b>279</b> 2700K / CRI 93 <b>408</b> 4000K / CRI 85	<b>308</b> 3000K / CRI 85 <b>309</b> 3000K / CRI 93	<b>358</b> 3500K / CRI 85 <b>359</b> 3500K / CRI 93
<b>UNV</b>	VOLTAGE	<b>UNV</b> 120 – 277V		
<b>SPV</b>	DIMMING	<b>SPV</b> Superior 0-10V dims to black		
	BEAM ANGLE	<b>15<sup>1</sup></b> 15° <b>40</b> 40°	<b>25</b> 25° <b>55</b> 55°	<b>30<sup>2</sup></b> 30°
	FINISH	<b>BLK</b> Black	<b>WHT</b> White	
	MOUNTING <sup>3</sup>	<b>ST2</b> Stem Mount 2ft <b>SUM</b> Surface Mount	<b>ST4</b> Stem Mount 4ft	<b>CM10</b> Cord Mount 10ft
	ACCESSORIES*	<b>NO</b> No Accessories <b>FA4L<sup>6</sup></b> Frosted Acrylic Lens 4" <b>HC<sup>4</sup></b> Hex Cell Louver	<b>SL<sup>5</sup></b> Solite Lens <b>CA2L<sup>4</sup></b> Clear Acrylic Lens 2"	<b>FA2L<sup>4</sup></b> Frosted Acrylic Lens 2" <b>CA4L<sup>6</sup></b> Clear Acrylic Lens 4"

<sup>1</sup> 15° Beam Angle option only applies to DT1 10W version.

<sup>2</sup> 30° Beam Angle option only applies to DT1 6W version.

<sup>3</sup> Please factor in change in lumen output of -30%

<sup>4</sup> Please factor in change in lumen output of -15%

<sup>5</sup> Please factor in change in lumen output of -35%

\* Only one accessory can be chosen

## SPECIFICATION SHEET

**DOT 1** AESTHETIC MICROCYLINDER  
SMALL BEYOND COMPARE

# METEOR

## TECHNICAL DETAILS

### Electrical

- 510 lm (6W)
- 1,050 lm (10W)
- Power Input: Universal (120-277V)
- Operating Temperature: 14°F~95°F
- Surge Protection: Built-in is 2.5KV
- Remote driver on all product configurations
- Please contact factory for integral driver option

### LED Features

- Color Temperature: 2700K, 3000K, 3500K, 4000K
- CRI ≥ 85, CRI 93
- UGR ≤ 19
- Long lasting LED luminaire tested under TM21 lumen maintenance L70 @ 60,000 Hrs

### Optics

- TIR Acrylic Lens
- Beam Angle: 15°, 25°, 30°, 40°, 55°

### Advanced Dimming

- Proprietary VX Driver™ is incorporated to all dimming options for video flicker-free lighting
- Superior 0-10V dims to black

### Housing

- Diameter: Ø1.2", Ø1.8"
- Height: 12"
- Material: High Pressure Die-Cast Aluminum
- Weight: 1.3 lbs

### Mounting

- Stem Mount 2ft or 4ft
- Cord Mount 10ft
- Surface Mount

### Warranty

- 5-year limited warranty

### Listing

- ETL Damp Location Listed
- CE
- FCC
- JA8 Title 24 Compliant

## PERFORMANCE SUMMARY\*

STD (Standard)				
CCT/WATTAGE	2700K	3000K	3500K	4000K
6W	470lm	490lm	500lm	510lm
10W	960lm	1,010lm	1,040lm	1,050lm

Current Consumption		
WATTAGE / VOLT	120V	277V
6W	0.06A	0.03A
10W	0.09A	0.04A

\*Beam Angle: 55° \*Tolerance ±8%

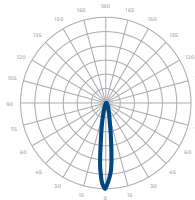
## SPECIFICATION SHEET

**DOT 1** AESTHETIC MICROCYLINDER  
SMALL BEYOND COMPARE

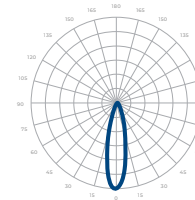
# METEOR

## PHOTOMETRICS

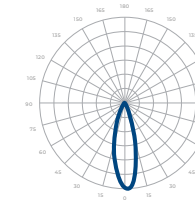
Below is a typical photometric representation of the Dot 1 fixture. Please download IES files to ensure exact photometric value.



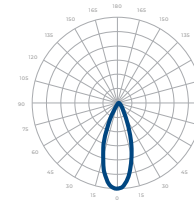
15°



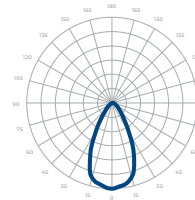
25°



30°



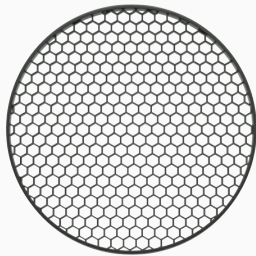
40°




55°

## ACCESSORIES

Hex Cell Louver



Solite Lens



Frosted Acrylic Lens



Clear Acrylic Lens

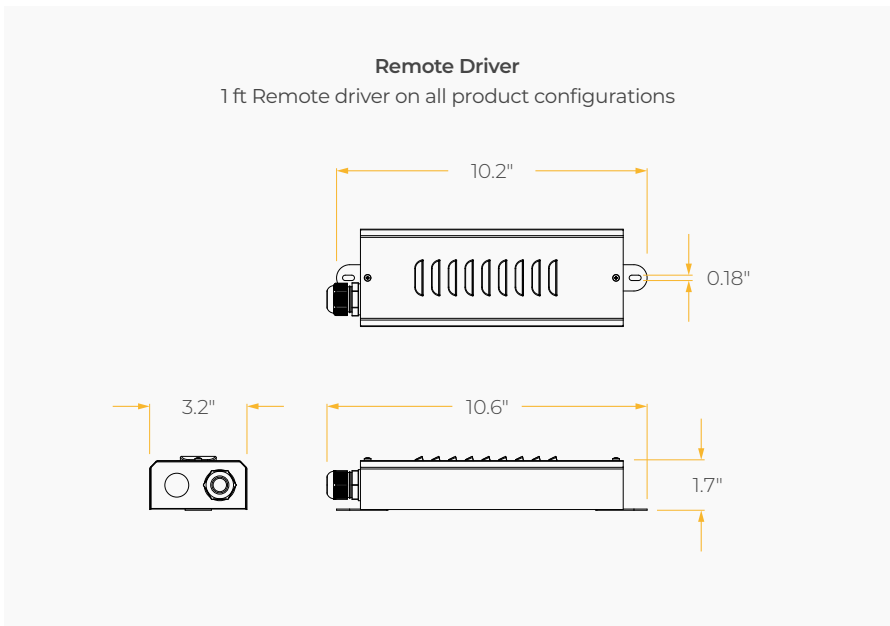
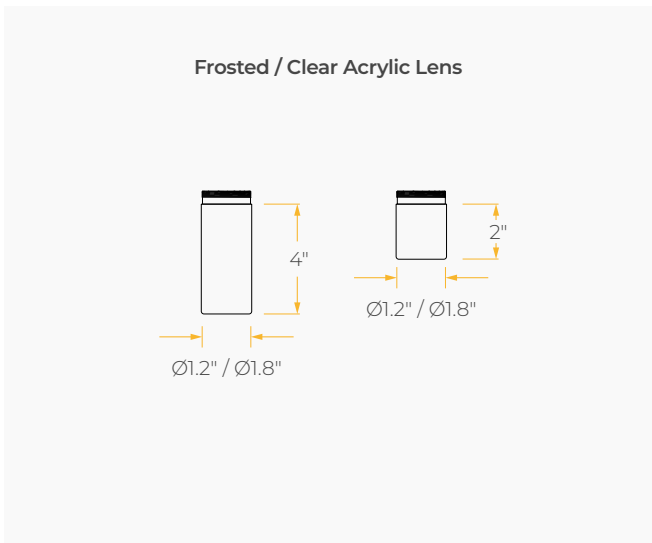
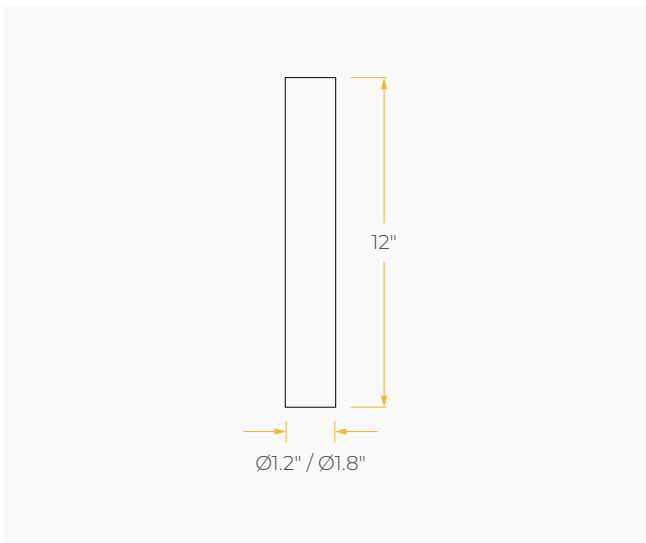


SPECIFICATION SHEET

**DOT 1** AESTHETIC MICROCYLINDER  
SMALL BEYOND COMPARE



**DIMENSIONS**



SPECIFICATION SHEET

**DOT 1** AESTHETIC MICROCYLINDER  
SMALL BEYOND COMPARE



**MOUNTING OPTIONS\***

*\*Junction Box not included*

