

ATRIA 6

SPECIFICATION SHEET
STANDARD

POWERFUL HIGH LUMEN CYLINDER

Housing

Diameter : Ø6.4" | Height : 15" | Weight : 19.8 lbs

Material

Housing: High Pressure Die-Cast Aluminum

Optics: Aluminum Reflector

Power Input

40W, 60W, 80W, 100W | 120-277V

Lumen Output

3,895 lm (40W), 6,180 lm (60W), 7,845 lm (80W), 9,250 lm (100W)

Dimming

Standard 0-10V: Dims to 10%

Superior 0-10V: Dim to 1%

DMX: High resolution dims to 0.1%

TRC: Linear line-voltage phase control, dims to 1%

LDEI: Hi-Lume 1% EcoSystem

DALI: Dims to 10%

Color Quality

CRI 85, CRI 93

Rated Life

> 60,000 Hours (L70)

Finish



Black



White

Color Temperature



2700K



3000K



3500K



4000K

Optics



40°



60°



Wide

Mounting



Stem
Mount



Adjustable
Cable



Wall
Mount



Yoke
Mount



Surface
Mount

Warranty

5 Year limited warranty

Listing



CE

FC

UK
CA

Masterfully engineered and aesthetically refined.

The Atria 6 is a high-performing cylinder for mixed applications. The cylinder is compatible with our ColorFlip™ color-changing technologies, as well as being wet location rated. Specified in convention centers, performance venues, and high ceiling spaces that need a quiet design but a lot of light.



METEOR

meteor-lighting.com

SPECIFICATION SHEET / STANDARD

ATRIA 6 POWERFUL HIGH LUMEN CYLINDER



SPECIFICATION

PROJECT NAME	<input type="text"/>	DATE	<input type="text"/>
CATALOG #	<input type="text"/>	QUANTITY	<input type="text"/>

<input type="text" value="AS6"/>	MODEL	ATRIA 6		
<input type="text"/>	WATTAGE	40 40W 100 100W	60 60W	80 80W
<input type="text"/>	CCT / CRI	278 2700K / CRI 85 309 3000K / CRI 93 408 4000K / CRI 85	279 2700K / CRI 93 358 3500K / CRI 85	308 3000K / CRI 85 359 3500K / CRI 93
<input type="text" value="UNV"/>	VOLTAGE	UNV 120 – 277V		
<input type="text"/>	DIMMING	STV Standard 0-10V dims to 10% DMX(RJ45)¹ DMX dims to 0.1% (RJ45 Sockets) DALI DALI dims to 10%	SPV Superior 0-10V dims to 1% TRC² Linear line-voltage phase control, dims to 1%	DMX¹ DMX dims to 0.1% (XLR Sockets) LDE1³ Hi-Lume 1% EcoSystem LED Driver with Softon, Fade-to-Black (UNV only)
<input type="text"/>	BEAM ANGLE	40 40°	60 60°	WD⁴ Wide
<input type="text"/>	FINISH	BLK Black	WHT White	
<input type="text"/>	RIM FINISH	STD Standard Trim	GLR Glowing Ring	
<input type="text"/>	MOUNTING	SUM Surface Mount AD10 Adjustable Cable 10ft SAD10 Sloped Adjustable Cable 10ft	ST2 Stem 2ft YKM Yoke Mount	ST4 Stem 4ft WLM⁵ Wall Mount
<input type="text"/>	ACCESSORIES	NO No Accessories DF⁷ Diffuser	SPD⁶ Surge Protector CB⁸ Cross Baffle	EMP Remote Emergency Pack CT⁹ Conduit Mount

¹ Wall Mount DMX does not include XLR / RJ45 sockets
² Option is only compatible with 120V and not compatible with 100W
³ Option is not compatible with 100W
⁴ Please factor in change in lumen output of -20% with WD
⁵ Wall Mount DMX wiring is through 2 DMX Positive / Negative wires
⁶ Surge protector for up to 10KV. Applicable for unstable mains or facilities using high power machineries
⁷ Please factor in change in lumen output with diffuser (-20% with WD; -12% with other degrees)
⁸ Please factor in change in lumen output with CB -30%
⁹ CT only compatible with ST and AD mounting types

TECHNICAL DETAILS

Electrical

- 3,895 lm (40W)
- 6,180 lm (60W)
- 7,845 lm (80W)
- 9,250 lm (100W)
- Power Input: Universal (120-277V)
- Operating Temperature: -13°F~112°F
- Surge Protection: Built-in is 4KV
- Emergency Pack with Mounting Plate: Bodine BSL20B2UEK55CIII

LED Features

- Color Temperature: 2700K, 3000K, 3500K, 4000K
- CRI 85, CRI93
- Long lasting LED luminaire tested under TM21 lumen maintenance L70 @ 100,000 Hrs
- Lumen Maintenance > 0.90 at 60,000 hours

Optics

- Aluminum Reflector
- Beam Angle: 40°, 60°, WD

Advanced Dimming

- Proprietary VX Driver™ is incorporated to all dimming options for video flicker-free lighting
- Standard 0-10V: Dims to 10%
- Superior 0-10V: Dim to 1%
- DMX: High resolution dims to 0.1% (Supports ANSI E1.20 RDM protocol)
- TRC: Linear line-voltage phase control, dims to 1% (120V only)
- LDEI: Hi-Lume 1% EcoSystem LED Driver with Soft-on, Fade-to-Black (UNV only)
- DALI: Dims to 10%

Housing

- Diameter: Ø6.4"
- Height: 15"
- Material: High Pressure Die-Cast Aluminum
- Weight: 19.8 lbs

Mounting

- Stem 2ft or 4ft; 45° Swivel Canopy Included
- Adjustable Cable 10ft
- Sloped Adjustable Cable 10ft
- Surface Mount
- Yoke Mount
- Wall Mount

Warranty

- 5-year limited warranty

Listing

- ETL Damp Location Listed
- CE
- FCC
- UKCA

PERFORMANCE SUMMARY*

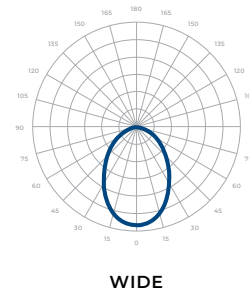
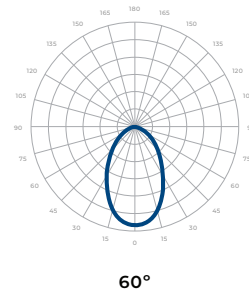
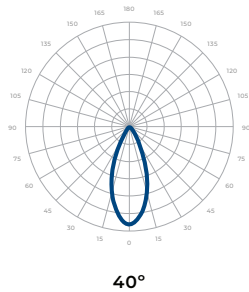
Delivered Lumens					Current Consumption		
CCT/WATTAGE	2700K	3000K	3500K	4000K	WATTAGE / VOLT	120V	277V
40W	3,470lm	3,640lm	3,710lm	3,895lm	40W	0.37A	0.16A
60W	5,500lm	5,780lm	5,890lm	6,180lm	60W	0.55A	0.24A
80W	6,725lm	7,195lm	7,620lm	7,845lm	80W	0.73A	0.32A
100W	8,210lm	8,900lm	9,130lm	9,250lm	100W	0.92A	0.4A

*Beam Angle: 40° *Tolerance ±8%

Emergency Pack Lumen Output Table			
CCT	2700K	3000K	4000K
LUMEN	1,640lm	1,760lm	1,890lm

PHOTOMETRICS

Below is a typical photometric representation of the Atria 6 fixture. Please download IES files to ensure exact photometric value.

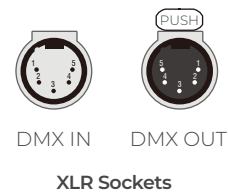
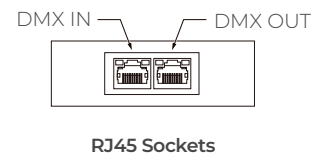


DMX REQUIREMENTS

The Atria 6 fixture with DMX is a **single channel dmx** unit. When placing an order, please indicate DMX address. (The DMX address will be listed on the back of the fixture). Do not connect more than 32 fixtures per DMX daisy chain.

The fixture can be connected with RJ45 or XLR sockets. DMX cables **are not** included; please refer to compatible DMX cabling list for more information. The final fixture on each daisy chain should be terminated by the use of a DMX terminator purchased from a 3rd party or from Meteor.

CONNECTION	RJ45 (CAT5e)	5-PIN XLR
Common	WHITE/BROWN(PIN7) & BROWN (PIN 8)	PIN 1
Signal -	ORANGE (PIN 2)	PIN 2
Signal +	WHITE/ORANGE (PIN 1)	PIN 3
Spare	-	PIN 4
Spare	-	PIN 5



COMPATIBLE DMX CABLING LIST

DMX uses a cable consisting of two twisted pairs plus a shield to carry data. The cable must be specifically impedance matched for the digital DMX signal, meaning that microphone cable or other non-rated cable **must not be used to carry DMX**. Network cable (Cat5, 5e or 6 cable) may be used to carry DMX in an installation; however special consideration must be given to shielding and termination. Under no circumstances should solid core cable like Cat5 be terminated into a screw down connector.

Meteor recommends the use of Belden 9729 for DMX installation. Belden 9729 is a two pair cable, which allows for a spare pair for 'out and back' type terminations if needed.

COMPATIBLE LDE1 DIMMER LIST

LUTRON PART NO.						
RMJ-ECO32-DV-B	FCJ/FCJS-ECO	QSN-1ECO-S	QSN-2ECO-S	QSGRJ-_E	QSGR-_E	QP2-__2C
QP2-__4C	QP2-__6C	QP2-__8C	LQSE-2ECO-D			

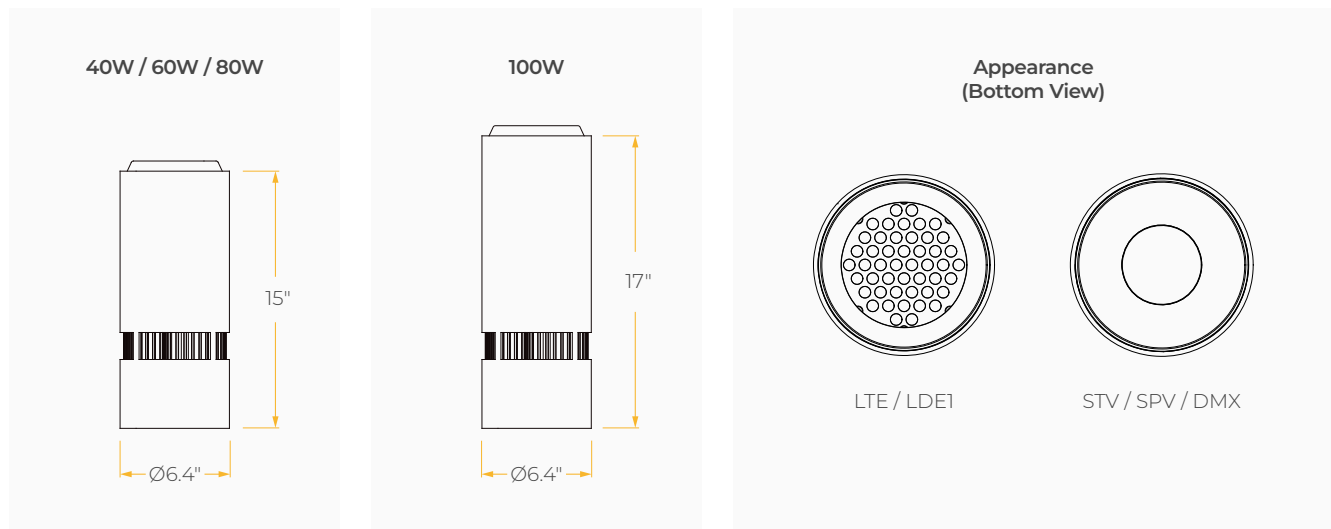
COMPATIBLE TRC DIMMER LIST

PART NO.					
Lutron S-603PG	Lutron DVCL-153P	Lutron DVLV-600P	Lutron TGCL-153P	Lutron S-600P	Lutron DVELV-303P
Lutron SELV-300P	Lutron TG-600P	Lutron DVLV-600P	Lutron LG-600P	Lutron CT-103P	Lutron MAELV-600
Lutron FAELV-500	Leviton IPI06-1LZ	Leviton 6631-2	Leviton VPE06	Leviton 6683-IW	Leviton 6161
Leviton 6633-P	Leviton IPE04	Cooper DLC03P	Cooper SLC03P	Cooper DAL06P	Lightolier ZP260QEW

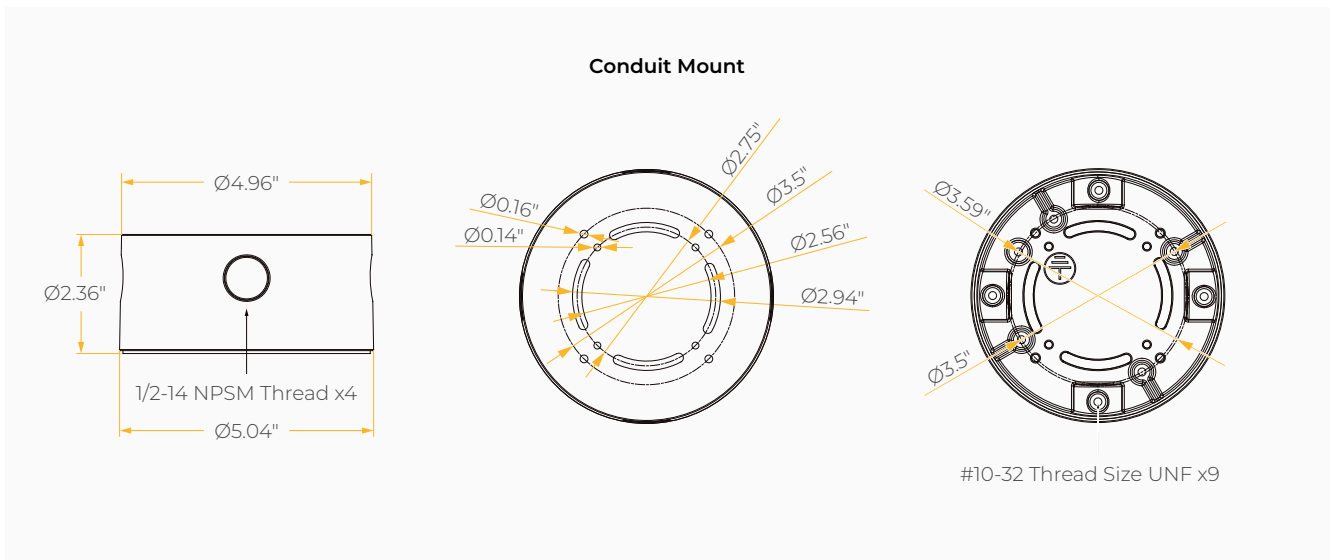
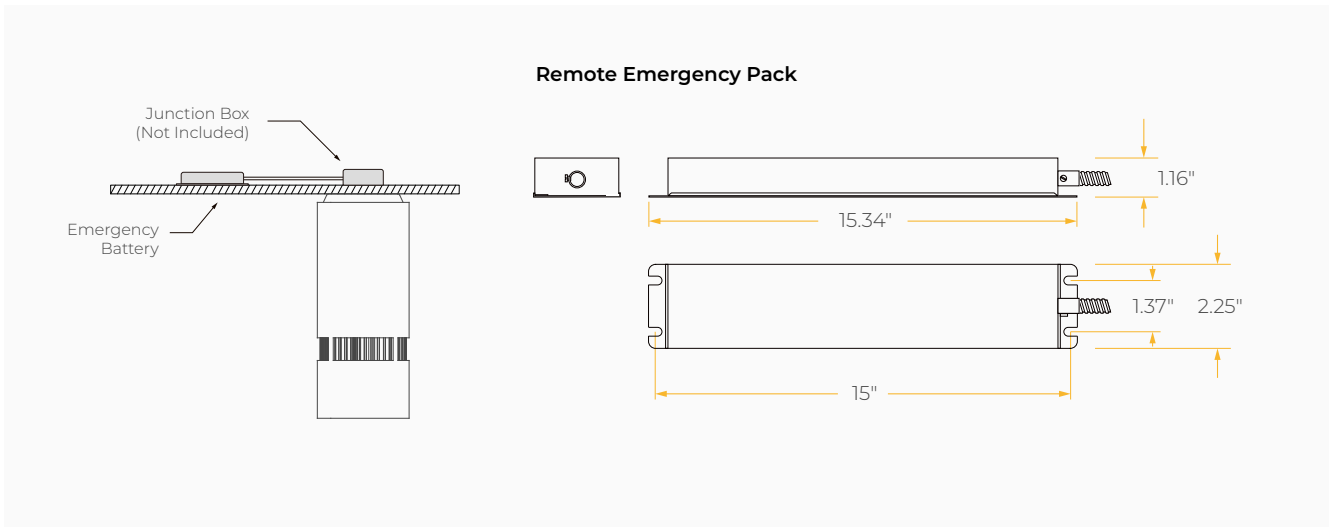
RIM FINISH



DIMENSIONS



DIMENSIONS



MOUNTING OPTIONS*

*Junction Box not included

