

ATRIA 10

SPECIFICATION SHEET
TUNABLE WHITE

POWERFUL COLOR CHANGING CYLINDER

Housing

Diameter : Ø9.4" | Height : 20.5" | Weight : 30 lbs

Material

Housing: High Pressure Die-Cast Aluminum

Optics: Metal Reflector

Power Input

80W, 110W, 140W, 180W, 220W | 120-277V

Lumen Output

7,000 lm (80W), 9,530 lm (110W), 12,020 lm (140W),

15,155 lm (180W), 18,160 lm(220W)

Dimming

Superior 0-10V: Dims to 1% (2 channel)

1 channel control dimming, 1 channel control CCT

DMX: High resolution dims to 0.1% (2 channel)

(Supports ANSI E1.20 RDM protocol)

Color Quality

CRI 85+

Rated Life

> 60,000 Hours (L70)

Finish



Black



White

Color Temperature



ColorFlip™ Tunable White

2700K ↔ 6500K

Optics



45°



55°



Wide

Mounting



Stem
Mount



Adjustable
Cable

Warranty

5 Year limited warranty

Listing



Masterfully engineered and aesthetically refined.

The Atria 10 cylinder is compatible with our ColorFlip™ Tunable White technology from 2700K - 6500K CCT. Available in simple 0-10V controls, or DMX, it is the perfect contemporary solution for multifunctional spaces, convention centers, and high ceiling churches.



SPECIFICATION

PROJECT NAME	DATE
<input type="text"/>	<input type="text"/>
CATALOG #	QUANTITY
<input type="text"/>	<input type="text"/>

AS10	MODEL	ATRIA 10		
<input type="text"/>	WATTAGE	80 80W 180 180W	110 110W 220 220W	140 140W
TNW	CCT / CRI	TNW 2700K – 6500K		
UNV	VOLTAGE	UNV 120 – 277V		
<input type="text"/>	DIMMING	SPV Superior 0-10V dims to 1%	DMX DMX dims to 0.1% (XLR Sockets)	DMX(RJ45) DMX dims to 0.1% (RJ45 Sockets)
<input type="text"/>	BEAM ANGLE	45 45°	55 55°	WD¹ Wide
<input type="text"/>	FINISH	BLK Black	WHT White	
<input type="text"/>	MOUNTING	ST2 Stem 2ft SAD10 Sloped Adjustable Cable 10ft	ST4 Stem 4ft	AD10 Adjustable Cable 10ft
<input type="text"/>	ACCESSORIES	NO No Accessories CT⁵ Conduit Mount	SPD² Surge Protector	HC³ Honeycomb Louver

¹ Please factor in change in lumen output with diffuser (-20% with WD; -12% with other degrees)

² Surge protector for up to 10KV

³ Please factor in change in lumen output of 30%

⁴ Option not compatible with 220W

⁵ CT only compatible with ST and AD mounting types

TECHNICAL DETAILS

Electrical

- 7,000 lm (80W)
- 9,530 lm (110W)
- 120,20 lm (140W)
- 15,155 lm (180W)
- 18,160 lm(220W)
- Power Input: Universal (120-277V)
- Operating Temperature: -13°F~112°F
- Surge Protection: Built-in is 4KV
- Remote Emergency Pack : Philips Bodine BSL20B2UEK55C111
- Power Factor Greater than 0.9

LED Features

- ColorFlip™ Tunable White 2700K ↔ 6500K
- CRI 85+
- Long lasting LED luminaire tested under TM21 lumen maintenance L70 @ 100,000 Hrs
- Lumen Maintenance > 0.90 at 60,000 hours

Optics

- Precision molded high transmittance clear PC lens
- Beam Angle: 45°, 55°, WD

Advanced Dimming

- Proprietary VX Driver™ is incorporated to all dimming options for video flicker-free lighting
- Superior 0-10V: Dims to 1% (2 channel)
1 channel control dimming. 1 channel control CCT.
- DMX: High resolution dims to 0.1% (2 channel)
(Supports ANSI E1.20 RDM protocol)

Housing

- Diameter: Ø9.4"
- Height: 20.5"
- Material: High Pressure Die-Cast Aluminum, Metal Reflector
- Weight: 30 lbs

Mounting

- Stem 2ft or 4ft; 45° Swivel Canopy Included
- Adjustable Cable 10ft
- Sloped Adjustable Cable 10ft

Warranty

- 5-year limited warranty

Listing

- ETL Wet Location Listed
- CE
- UKCA
- FCC

PERFORMANCE SUMMARY*

ColorFlip™	2700K	3000K	3500K	4000K	4500K	5000K	5700K	6500K
DMX CCT Signal (%)	0%	10%	25%	45%	60%	70%	85%	100%
0-10V CCT Voltage	0	1	2.5	4.5	6	7	8.5	10
80W	6,190lm	6,540lm	6,895lm	7,240lm	7,185lm	7,120lm	7,055lm	7,000lm
110W	8,430lm	8,905lm	9,389lm	9,865lm	9,785lm	9,700lm	9,610lm	9,530lm
140W	10,625lm	11,225lm	11,840lm	12,435lm	12,340lm	12,225lm	12,115lm	12,020lm
180W	13,400lm	14,155lm	14,925lm	15,680lm	15,560lm	15,415lm	15,275lm	15,155lm
220W	16,055lm	16,960lm	17,885lm	18,790lm	18,640lm	18,475lm	18,305lm	18,160lm
CRI	85	86	87	88	88	87	86	85

*Lumen Multiplier 45° baseline 0.95

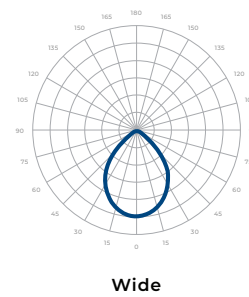
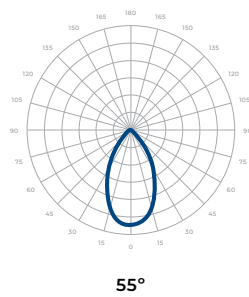
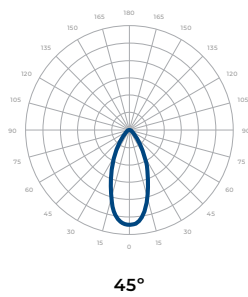
PERFORMANCE SUMMARY*

Current Consumption		
WATTAGE / VOLT	120V	277V
80W	0.73A	0.32A
110W	1.01A	0.44A
140W	1.28A	0.56A
180W	1.65A	0.71A
220W	2.02A	0.87A

Emergency Pack Lumen Output Table	
CCT	6500K
LUMEN	1,750lm

PHOTOMETRICS

Below is a typical photometric representation of the Atria 10 fixture. Please download IES files to ensure exact photometric value.



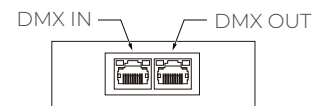
DMX REQUIREMENTS

The Atria 10 Tunable White fixture with DMX unit has **two channels** per fixture (1 to control intensity, 1 to control color). When placing an order, please indicate DMX address. (The DMX address will be listed on the back of the fixture). Do not connect more than 32 fixtures per DMX daisy chain.

Fixture	DMX Address	
	Intensity Control (ex. X)	Color Control (ex. X+1)
#1	1	2
#2	3	4
#3	5	6

The fixture can be connected with RJ45 or XLR sockets. DMX cables **are not** included; please refer to compatible DMX cabling list for more information. The final fixture on each daisy chain should be terminated by the use of a DMX terminator purchased from a 3rd party or from Meteor.

CONNECTION	RJ45 (CAT5e)	5-PIN XLR
Common	WHITE/BROWN(PIN7) & BROWN (PIN 8)	PIN 1
Signal -	ORANGE (PIN 2)	PIN 2
Signal +	WHITE/ORANGE (PIN 1)	PIN 3
Spare	-	PIN 4
Spare	-	PIN 5



RJ45 Sockets



DMX IN DMX OUT

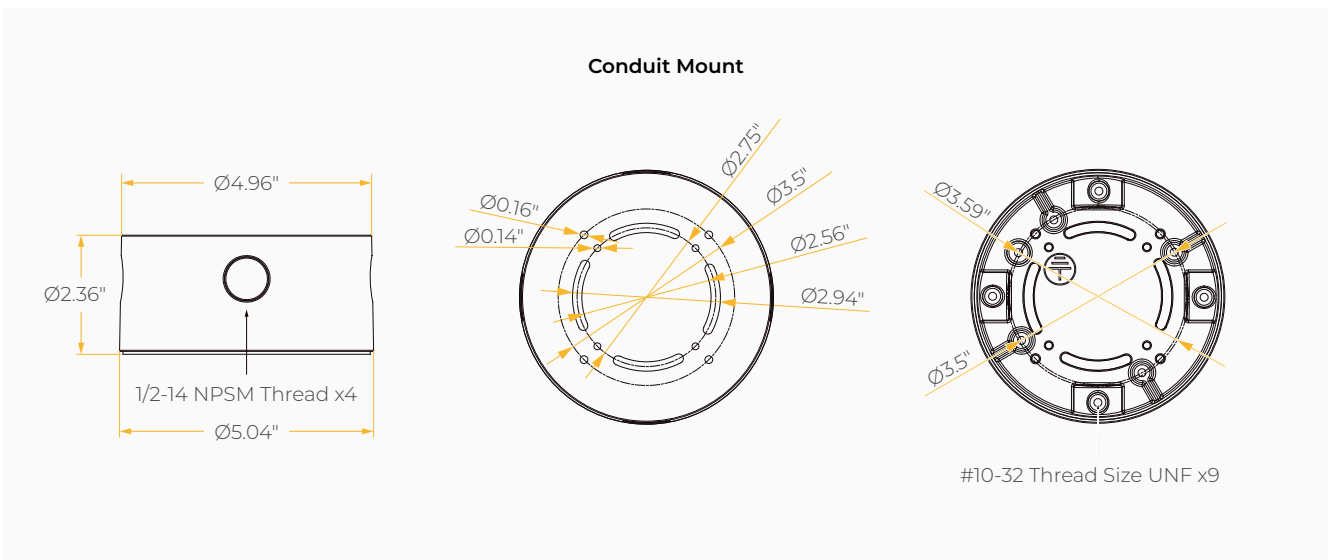
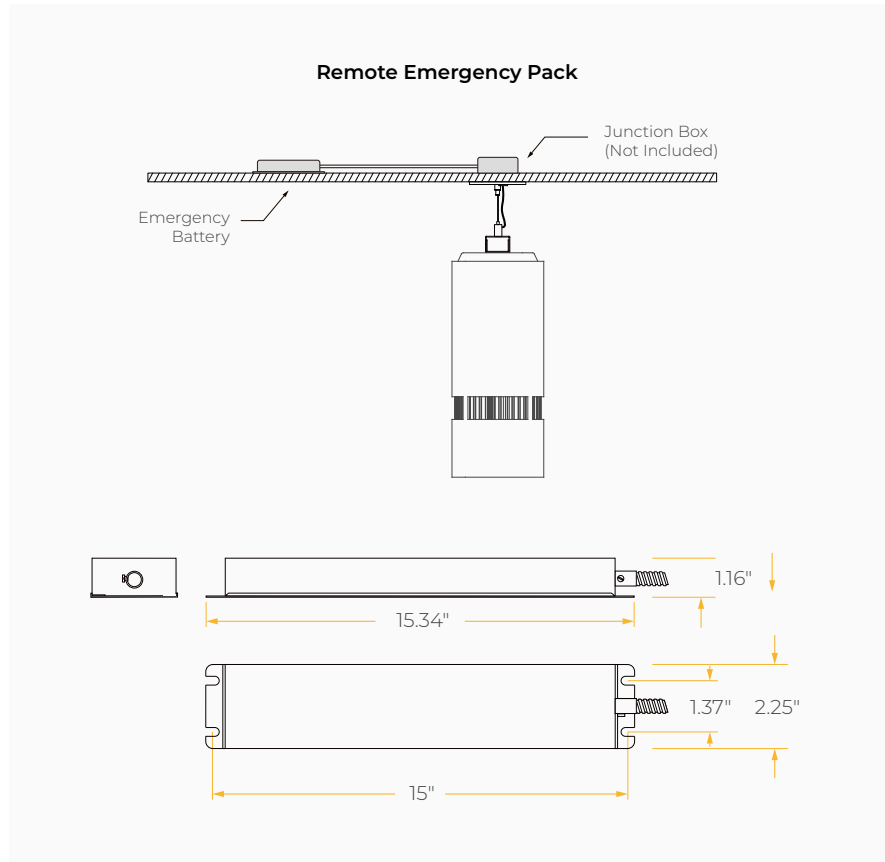
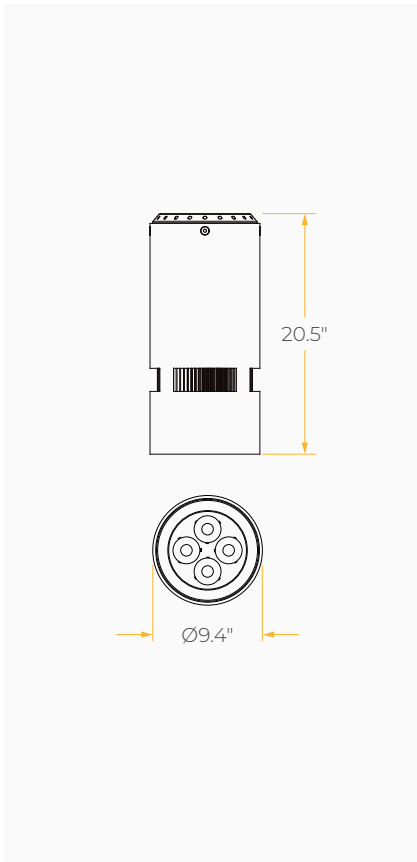
XLR Sockets

COMPATIBLE DMX CABLING LIST

DMX uses a cable consisting of two twisted pairs plus a shield to carry data. The cable must be specifically impedance matched for the digital DMX signal, meaning that microphone cable or other non-rated cable **must not be used to carry DMX**. Network cable (Cat5, 5e or 6 cable) may be used to carry DMX in an installation; however special consideration must be given to shielding and termination. Under no circumstances should solid core cable like Cat5 be terminated into a screw down connector.

Meteor recommends the use of Belden 9729 or Belden 9841 for DMX installation. Belden 9729/9841 is a shielded twisted pair cable, which allows for a spare pair for 'out and back' type terminations if needed.

DIMENSIONS



MOUNTING OPTIONS*

**Junction box not included*

